

Scaled data based on original data using
LM-79-08 Approved Method: Electrical and Photometric Measurements of Solid-
State Lighting Products

Test Report Prepared for
Cooper Lighting Solutions
(formerly Eaton)

Brand: McGRAW-EDISON

Report Number: P385506

Luminaire Tested: **GWC-SA1A-740-U-T4FT-HSS**

Issue Date: 3/3/2020

Test Information

Test Method: LM-79-08
Report Number: P385506
TEST IS SCALED FROM IESNA LM-79-08 TEST DATA (G2-1903-205-17)
Test Lab: INNOVATION CENTER
Issue Date: 3/3/2020
Manufacturer: COOPER LIGHTING SOLUTIONS (FORMERLY EATON)
Product Line: MCGRAW-EDISON
Catalog Number: GWC-SA1A-740-U-T4FT-HSS
Description: GALLEON WALL LUMINAIRE
(1) 70 CRI, 4000K, 615mA LIGHTSQUARE WITH 16 LEDS AND TYPE IV FORWARD
THROW OPTICS WITH HOUSE SIDE SHIELD
Light Source: -
Ballast/Driver: ELECTRONIC DRIVER

Summary

Lumens per Lamp: N/A
Luminaire Lumens: 3535 lumens
Efficiency: N/A
Efficacy: 104.0 lumens/watt
Luminous Opening: Rectangular (W 0.5' x L: 0.5' x H: 0')
IES Classification: Type IV - Short
BUG Rating: B1 - U0 - G1

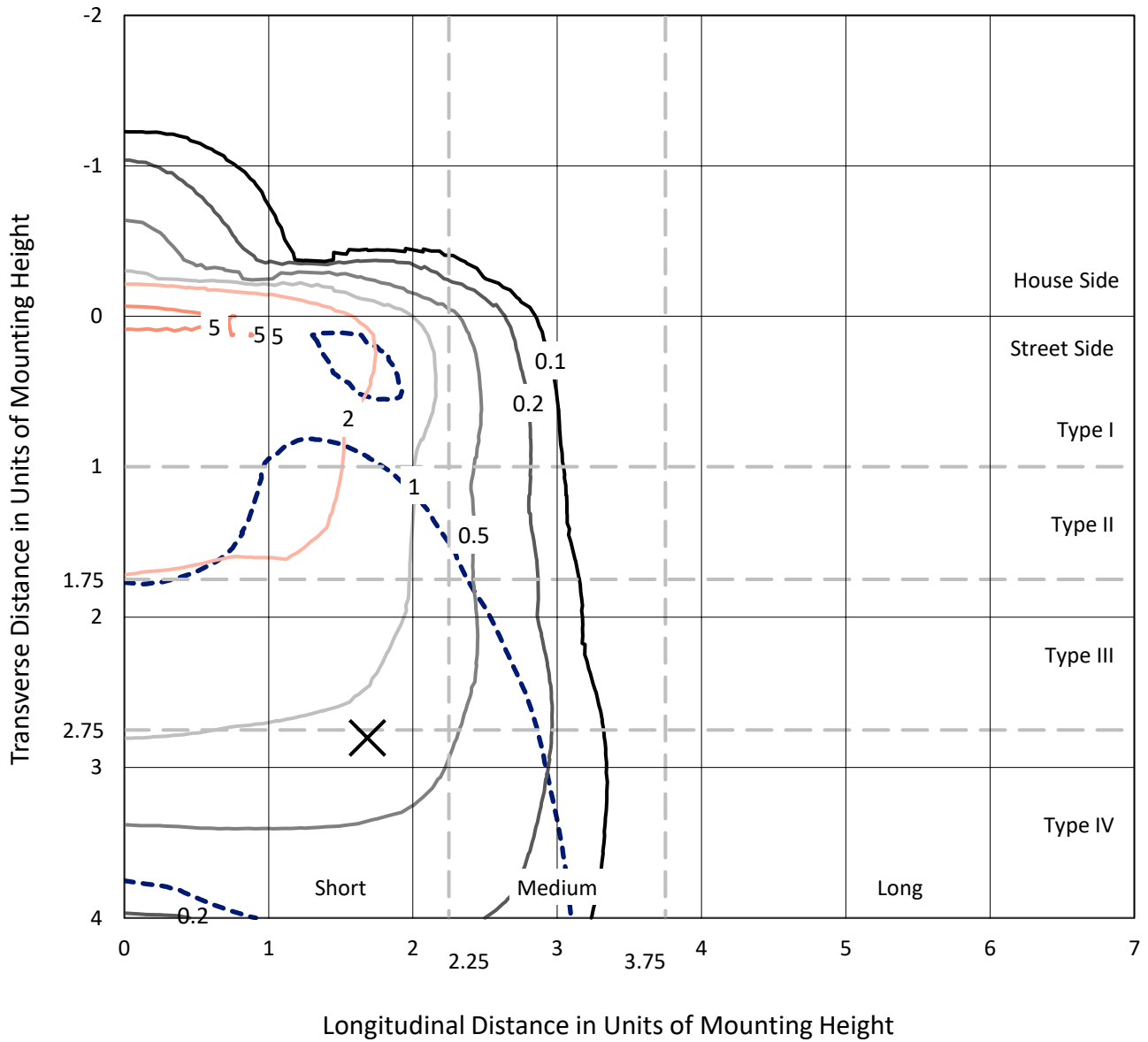
Input Watts (W): 34
Input Voltage (V): NR
Input Current (Ain): NR
Voltage Rise (V): NR
Power Factor: NR
Total Harmonic Distortion (THDi): NR
Frequency (hertz): 60
Stabilization Time: NR
Operation Time: NR
Ambient Temperature (°C): NR
Test Distance: 24 FT



REPORT NUMBER: P385506
 CATALOG NUMBER: GWC-SA1A-740-U-T4FT-HSS

Iso-Footcandle Lines of Horizontal Illumination

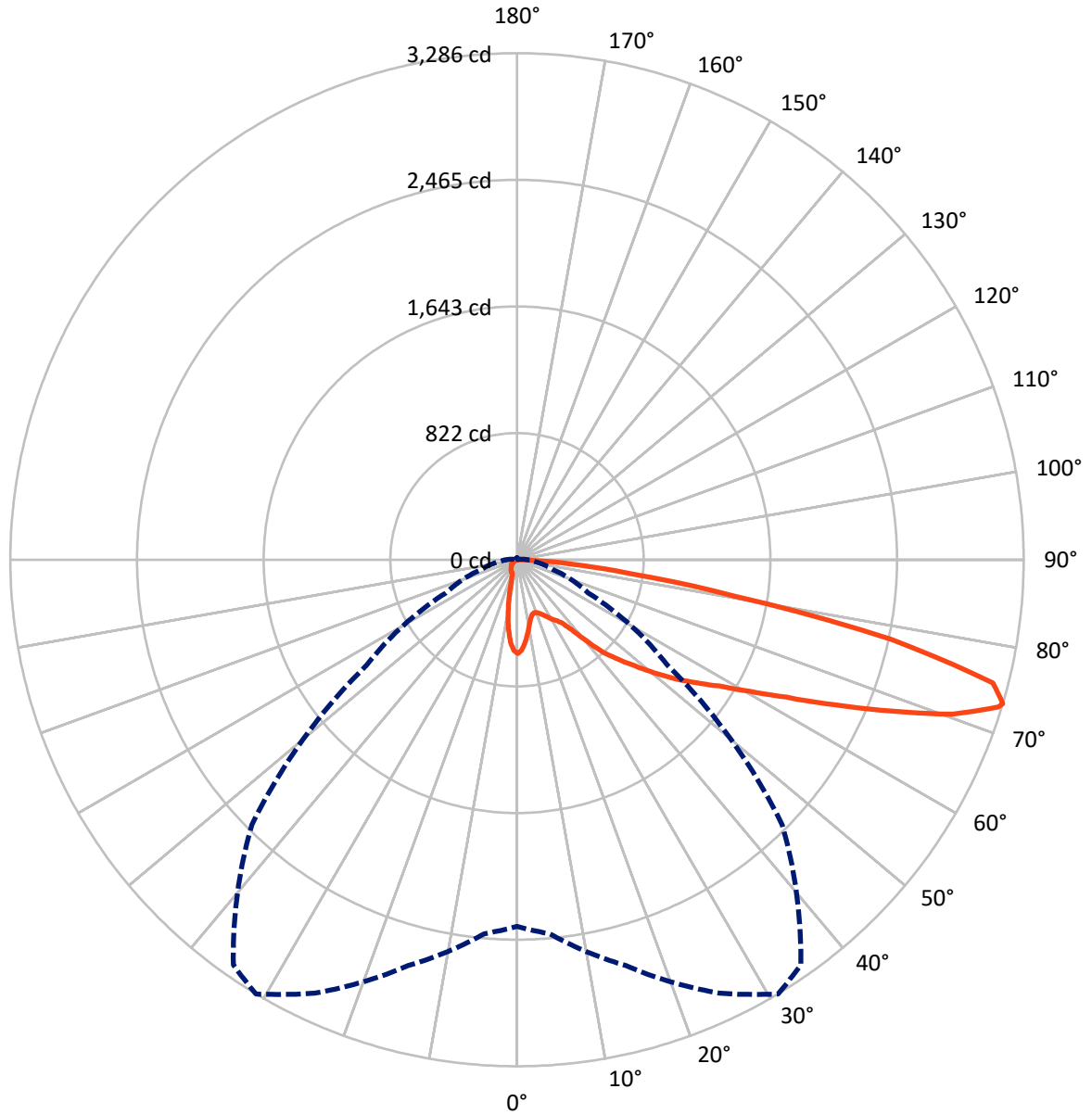
✕ Max cd
 - - - 1/2 Max cd



Based on 10 foot mounting height. Maximum calculated value = 6.1 fc
 Type IV - Short - N/A

REPORT NUMBER: P385506
CATALOG NUMBER: GWC-SA1A-740-U-T4FT-HSS

Luminous Intensity Polar Plot



— Vertical Plane Through 31-Deg Lateral - - - Horizontal Cone Through 73-Deg Vertical



REPORT NUMBER: P385506
 CATALOG NUMBER: GWC-SA1A-740-U-T4FT-HSS

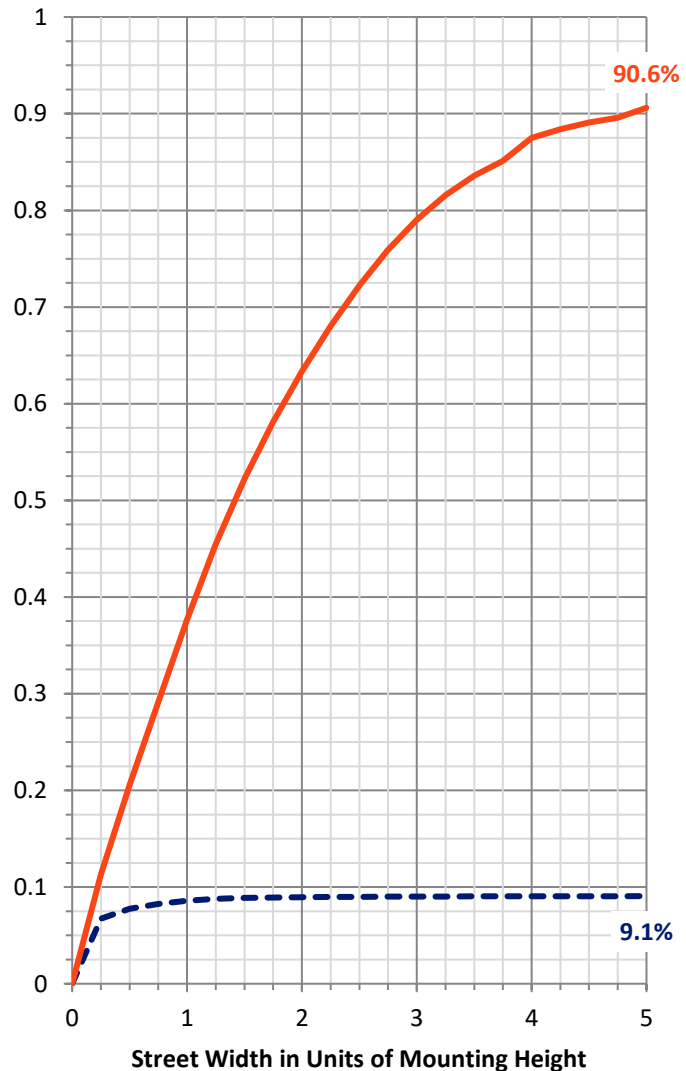
FLUX DISTRIBUTION:

		Downward	Upward	Total
House Side	Lumens	322.2	0.0	322.2
	% Fixture	9.1	0.0	9.1
Street Side	Lumens	3212.8	0.0	3212.8
	% Fixture	90.9	0.0	90.9
Total	Lumens	3535.0	0.0	3535.0
	% Fixture	100.0	0.0	100.0

Coefficient of Utilization

ZONAL LUMENS:

Zone	Lumens	% Fixture
0°-10°	50.4	1.4
10°-20°	109.5	3.1
20°-30°	164.1	4.6
30°-40°	261.0	7.4
40°-50°	466.1	13.2
50°-60°	723.3	20.5
60°-70°	961.5	27.2
70°-80°	723.2	20.5
80°-90°	76.0	2.1
90°-100°	0.0	0.0
100°-110°	0.0	0.0
110°-120°	0.0	0.0
120°-130°	0.0	0.0
130°-140°	0.0	0.0
140°-150°	0.0	0.0
150°-160°	0.0	0.0
160°-170°	0.0	0.0
170°-180°	0.0	0.0
0°-90°	3535.0	100.0
0°-180°	3535.0	100.0



REPORT NUMBER: P385506

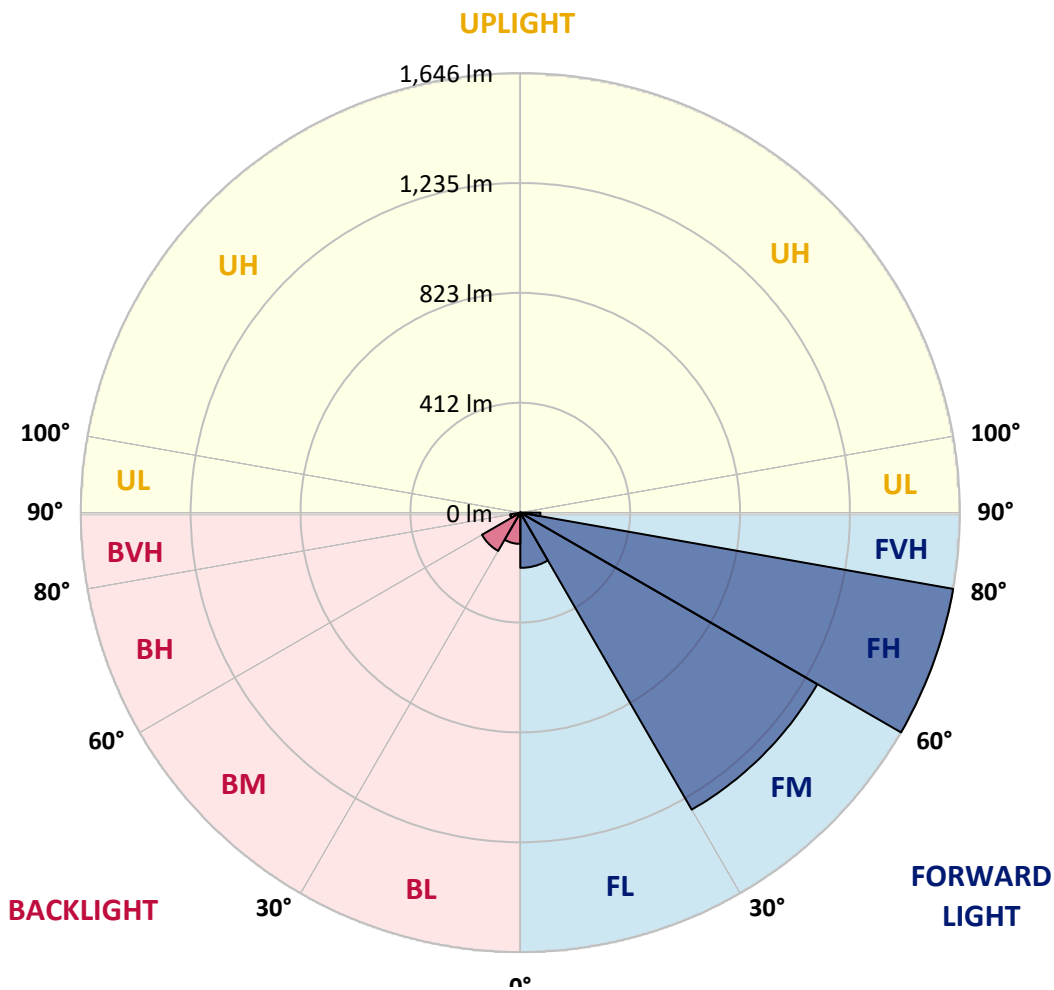
CATALOG NUMBER: GWC-SA1A-740-U-T4FT-HSS

LUMINAIRE CLASSIFICATION SYSTEM LUMEN TABLE AND BUG RATING:

Zone	Lumens	% Fixture	Zone Rating/Lumen Limit		
			B	U	G
FL (0°-30°)	206.8	5.9			
FM (30°-60°)	1284.5	36.3			
FH (60°-80°)	1646.1	46.6			G1/1800
FVH (80°-90°)	75.4	2.1			G1/100
BL (0°-30°)	117.2	3.3	B1/500		
BM (30°-60°)	165.9	4.7	B0/220		
BH (60°-80°)	38.6	1.1	B0/110		G0/110
BVH (80°-90°)	0.6	0.0			G0/10
UL (90°-100°)	0.0	0.0		U0/0	
UH (100°-180°)	0.0	0.0		U0/0	

BUG Rating: B1-U0-G1

Type IV Short





REPORT NUMBER: P385506

CATALOG NUMBER: GWC-SA1A-740-U-T4FT-HSS

CANDELA DISTRIBUTION (FULL):

	0°	5°	15°	25°	31°	35°	45°	55°	65°	75°	85°
0°	608.2	608.2	608.2	608.2	608.2	608.2	608.2	608.2	608.2	608.2	608.2
2.5°	576.4	578.8	581.4	581.9	586.2	586.4	592.6	597.3	602.0	606.5	608.0
5°	517.2	521.2	525.9	530.5	539.7	543.3	558.6	574.1	589.0	603.2	610.1
7.5°	454.1	458.6	465.1	476.7	486.9	494.0	518.1	545.8	573.4	599.6	614.6
10°	396.5	400.6	407.5	419.8	435.6	445.3	477.6	516.0	556.7	596.3	621.4
12.5°	359.8	362.1	365.9	379.0	393.2	404.1	442.1	489.7	542.8	596.1	632.2
15°	353.1	353.7	350.6	356.5	367.6	378.1	416.7	468.4	532.3	598.9	646.4
17.5°	363.8	363.4	353.1	352.4	361.2	369.8	404.3	453.7	524.8	605.3	664.8
20°	380.0	378.8	360.8	357.6	366.9	375.0	403.4	448.2	522.1	616.0	687.1
22.5°	401.7	399.6	371.4	367.9	378.0	386.4	414.1	453.6	524.5	630.3	713.0
25°	428.5	425.4	389.6	385.7	396.0	404.4	433.3	469.0	531.7	647.8	745.9
27.5°	458.7	454.3	418.6	408.8	420.3	429.2	458.9	492.5	543.2	666.3	786.2
30°	487.3	481.4	449.2	433.0	447.2	457.0	486.6	520.5	561.5	694.9	841.4
32.5°	516.0	509.4	476.6	457.2	470.0	480.7	515.1	559.1	595.9	738.5	914.7
35°	582.1	575.2	534.9	502.9	502.7	508.7	555.1	611.8	641.4	799.2	1002.3
37.5°	693.3	689.3	650.9	590.2	574.0	567.2	609.6	674.8	706.8	882.7	1101.0
40°	815.1	811.6	768.6	713.5	688.8	672.2	687.8	762.5	799.2	984.8	1201.9
42.5°	952.6	936.2	859.4	842.9	820.8	808.2	794.2	870.6	912.7	1095.8	1301.9
45°	1077.5	1049.8	950.2	925.3	920.3	923.4	931.2	1015.9	1040.3	1227.8	1401.5
47.5°	1151.9	1130.1	1053.6	1029.8	1028.4	1049.0	1107.8	1180.1	1167.5	1342.9	1489.2
50°	1222.6	1202.9	1139.4	1145.3	1151.7	1179.7	1308.3	1348.9	1283.5	1447.2	1569.6
52.5°	1279.9	1249.8	1216.6	1249.6	1281.1	1326.3	1515.1	1500.4	1365.9	1530.2	1638.5
55°	1312.9	1299.3	1315.4	1348.6	1407.7	1481.1	1710.4	1626.5	1426.1	1606.0	1684.3
57.5°	1434.0	1407.2	1439.2	1467.9	1545.1	1647.7	1877.7	1720.5	1469.5	1652.8	1694.9
60°	1580.5	1558.9	1577.8	1625.5	1729.6	1850.2	2034.1	1797.1	1492.1	1682.9	1667.5
62.5°	1813.7	1785.2	1773.4	1826.9	1964.9	2096.5	2152.8	1850.2	1487.1	1669.6	1573.8
65°	2126.1	2096.5	2044.0	2092.4	2268.0	2360.9	2285.4	1861.5	1452.5	1561.9	1336.8
67.5°	2446.1	2424.7	2379.7	2461.4	2619.8	2649.7	2425.7	1834.1	1341.1	1266.4	944.5
70°	2657.5	2648.4	2677.6	2858.2	2999.5	2990.9	2554.4	1687.3	1045.3	778.8	467.2
72.5°	2505.1	2549.1	2764.9	3092.4	3265.0	3194.5	2488.3	1295.6	597.5	299.6	135.1
73°	2378.8	2435.1	2725.7	3101.2	3286.0	3208.6	2432.8	1189.2	509.3	236.5	102.4
75°	1654.9	1723.9	2256.5	2888.3	3188.1	3057.1	2027.9	727.9	235.9	104.8	41.3
77.5°	803.5	854.5	1242.5	2086.9	2479.3	2388.5	1262.4	271.2	106.6	65.6	19.0
80°	300.0	333.5	539.4	1062.1	1432.8	1470.3	555.3	102.6	70.9	52.8	9.7
82.5°	78.5	87.5	198.9	473.6	734.3	768.6	175.1	51.7	51.9	43.4	5.9
85°	25.1	28.7	62.1	212.6	346.0	303.8	45.7	25.1	37.7	32.3	3.3
87.5°	3.1	4.0	19.7	50.0	76.3	42.4	7.1	7.4	16.1	18.0	1.9
90°	0.0	0.0	0.0	0.0	0.0	0.0	0.0	0.0	0.0	0.0	0.0



REPORT NUMBER: P385506

CATALOG NUMBER: GWC-SA1A-740-U-T4FT-HSS

CANDELA DISTRIBUTION (continued):

	90°	95°	105°	115°	125°	135°	145°	155°	165°	175°	180°
0°	608.2	608.2	608.2	608.2	608.2	608.2	608.2	608.2	608.2	608.2	608.2
2.5°	609.6	608.7	608.9	604.4	601.5	595.6	589.5	586.8	583.8	582.6	583.8
5°	612.7	611.1	606.6	592.8	578.1	559.1	541.3	527.8	510.8	506.1	511.0
7.5°	617.5	614.4	601.3	573.1	540.4	504.1	463.2	433.5	409.1	393.4	399.1
10°	624.6	618.8	592.3	544.4	485.9	421.6	363.6	318.5	286.5	273.3	272.8
12.5°	636.6	625.5	581.2	507.0	419.3	333.5	257.6	208.6	182.7	165.9	165.5
15°	649.7	633.5	567.2	462.2	341.8	238.9	165.9	128.7	111.9	106.6	105.9
17.5°	665.8	642.6	549.0	407.0	260.7	158.3	108.3	97.6	96.9	96.4	96.4
20°	686.0	653.5	525.7	343.9	184.9	105.7	92.0	92.7	93.1	92.4	92.5
22.5°	709.6	664.6	497.8	276.1	125.1	88.4	88.0	88.9	89.3	88.9	89.1
25°	736.9	677.4	463.9	205.0	90.3	83.9	84.8	86.0	86.8	86.8	86.8
27.5°	770.8	693.0	423.1	143.1	78.0	79.2	81.6	83.9	85.1	85.5	85.5
30°	814.9	712.3	374.2	98.1	70.9	73.0	77.5	81.8	84.1	84.4	84.6
32.5°	870.6	734.1	317.4	72.5	64.9	66.4	71.3	78.5	82.9	83.6	83.6
35°	934.4	759.4	256.4	63.1	60.5	61.1	64.9	73.2	80.8	82.7	82.9
37.5°	1004.3	784.3	195.0	59.0	56.9	56.9	59.7	66.8	75.8	81.6	82.3
40°	1069.5	799.3	136.7	55.7	53.6	53.6	56.0	61.2	69.7	78.5	80.4
42.5°	1129.7	804.5	95.1	52.6	50.5	51.0	53.1	57.3	63.7	72.5	74.2
45°	1191.7	803.7	69.4	49.0	47.4	49.0	50.5	53.6	58.3	63.3	63.7
47.5°	1238.4	796.4	55.0	45.5	44.5	46.5	47.9	50.0	52.6	52.2	52.2
50°	1282.1	778.8	44.3	40.8	41.5	43.9	44.6	45.3	45.5	42.2	41.9
52.5°	1315.4	751.3	35.5	35.8	38.6	41.0	40.3	39.3	37.5	33.6	32.9
55°	1326.4	698.3	27.9	29.6	34.3	37.4	34.8	32.5	29.2	25.9	25.3
57.5°	1306.4	630.0	22.7	23.0	28.9	31.5	28.5	25.9	22.3	19.5	19.0
60°	1263.8	554.1	18.7	17.3	22.3	24.6	22.7	20.1	16.8	14.7	14.5
62.5°	1179.4	473.1	15.4	13.5	17.0	18.9	17.6	15.7	13.0	11.6	11.4
65°	1001.9	378.5	12.5	10.9	13.1	14.7	13.7	12.3	10.2	9.2	9.0
67.5°	699.4	255.8	10.2	9.0	10.4	11.6	10.7	10.0	8.1	8.0	8.1
70°	337.3	123.3	8.5	7.3	8.1	9.0	8.6	8.1	7.8	9.0	10.4
72.5°	96.7	41.3	6.7	6.1	6.6	7.1	7.4	7.3	8.5	10.9	12.6
73°	74.4	33.4	6.4	5.7	6.2	6.9	7.3	7.1	8.6	11.1	12.6
75°	31.8	16.1	4.8	4.7	5.2	6.1	6.4	6.4	8.6	11.2	12.1
77.5°	14.4	8.6	3.1	3.6	4.5	4.8	5.4	5.4	6.9	8.6	8.6
80°	8.1	4.7	2.4	2.8	3.3	3.3	3.3	2.9	3.1	3.5	3.8
82.5°	5.2	3.1	1.9	2.2	2.1	1.7	1.4	1.4	1.2	1.4	1.7
85°	2.9	1.7	1.7	1.4	0.9	0.7	0.9	0.7	0.2	0.0	0.2
87.5°	1.7	1.0	0.5	0.0	0.0	0.0	0.0	0.0	0.0	0.0	0.0
90°	0.0	0.0	0.0	0.0	0.0	0.0	0.0	0.0	0.0	0.0	0.0

Signify Classified - Internal
Cooper Lighting Solutions Photometric Lab
1121 Highway 74 South
Peachtree City, GA 30269

Scaled Data Report



Report Generated By 670245982

Signify Classified - Internal
Cooper Lighting Solutions Photometric Lab
1121 Highway 74 South
Peachtree City, GA 30269

Scaled Data Report



Signify Classified - Internal
Cooper Lighting Solutions Photometric Lab
1121 Highway 74 South
Peachtree City, GA 30269

Scaled Data Report



Signify Classified - Internal
Cooper Lighting Solutions Photometric Lab
1121 Highway 74 South
Peachtree City, GA 30269

Scaled Data Report



Signify Classified - Internal
Cooper Lighting Solutions Photometric Lab
1121 Highway 74 South
Peachtree City, GA 30269

Scaled Data Report



--- HS — SS

Signify Classified - Internal
Cooper Lighting Solutions Photometric Lab
1121 Highway 74 South
Peachtree City, GA 30269

Scaled Data Report



u

Signify Classified - Internal
Cooper Lighting Solutions Photometric Lab
1121 Highway 74 South
Peachtree City, GA 30269

Scaled Data Report



Signify Classified - Internal
Cooper Lighting Solutions Photometric Lab
1121 Highway 74 South
Peachtree City, GA 30269

Scaled Data Report



(END OF REPORT)